

Everest Open Air Merchandisers conform to the NSF 7 Type II standard. They withstand a warmer maximum ambient temperature of 80°F - higher than other comparable brands.

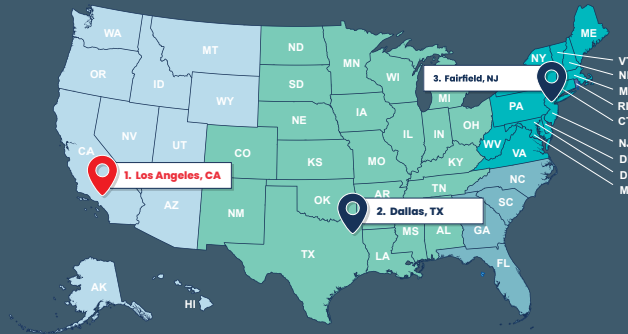
No doors? No problem! Cold Air Curtain technology keeps hot air out and cold air in. The wide-open access boosts grab-and-go, impulse sales compared to doored display units.

They come in a variety of sizes to fit most spaces. The best part? Everest Open Air Merchandisers come fully equipped with standard features that other brands charge extra for.

Vertical



Horizontal



Sales Network

Headquarters

LOS ANGELES | California

201 W. Artesia Blvd, Compton, CA 90220

310.323.6586

310.323.7524

sales@everestref.com

DALLAS | Texas

5081 Pulaski St., Dallas, TX 75247

214.792.9133

469.458.6326

sales@everestref.com

FAIRFIELD | New Jersey

30 Plymouth Street, Fairfield, NJ 07004

310.323.6586

310.323.7524

sales@everestref.com

Fast Deliveries within 2 to 3 Days!



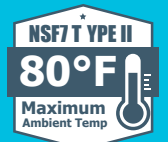
Contact us for more information.

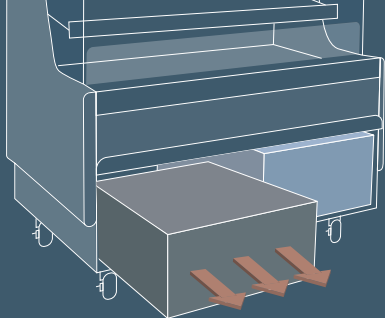
310.323.6586 www.EVERESTref.com



OPEN AIR MERCHANDISERS

Perfect Cooling
Without Doors!





Slide-Out Cooling Cartridge

The Blizzard R290 Slide-Out Cooling Cartridge is designed for easy replacement. Just slide the old cartridge out and slide the new cartridge in.

- ✓ Easy 30-Minute Replacement
- ✓ Shorter Downtime
- ✓ No Brazing Needed
- ✓ No Fire Risk



Price Tag Moldings

Shelves have integrated price tag moldings to keep price tag inserts neat and organized.

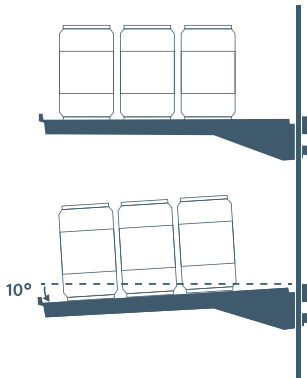
EVEREST REFRIGERATION VS Other Brands

COMPARISON CHART OF STANDARD FEATURES

STANDARD FEATURES	EVEREST REFRIGERATION	Turbo Air	Federal
80°F Max Ambient Temp. NSF7 TYPE II	✓		
All-In-One Slide-Out Cooling Cartridge	✓		
Price Tag Moldings	✓		
5" or 3" Casters	✓		
Fully Adjustable Shelves	✓		✓
All Stainless Steel Interior	✓	✓	
LED Lighting Under Shelves	✓	✓	
Built-in Night Curtain	✓	✓	✓
Shopping Cart Bumper Guard	✓	✓	
Self-Maintaining Condensate System (No Plumbing Required)	✓	✓	

Fully Adjustable Shelves

Stainless steel shelves adjust by height and tilt at an angle for improved merchandise visibility. Shelf ledges keep items in place.



Built-in Night Curtain

Clear acetate night curtain pulls down and latches for extra security and energy efficiency when the unit is not in active use.

